

# The Emory Student Guide to Queen Mary University




EMORY  
UNIVERSITY

Center for International  
Programs Abroad  
College of Arts and Sciences



# Meet the Author



**Emily Gaines ('16C)**

My name is Emily Gaines and I am a history major and a sociology minor. I studied abroad at Queen Mary University, University of London (QMUL) in the fall of 2014. I've compiled this guide with some general information about the university and its application process, as well as what to expect once you arrive in London. I hope you find it helpful!



# Queen Mary at a Glance

## Address:

Mile End Road  
London E1 4NS

## Nearest Underground Stations:

- ◇ Mile End (Hammersmith & City, District and Central lines)
- ◇ Stepney Green (District and Hammersmith & City lines)

**Total Enrollment:** 20,260


**Undergraduates:** 13,240

**Study Abroad Students:** ~ 300 per semester

**Number of Countries Represented:** 151

## Why Choose Queen Mary?

- ◇ Queen Mary, University of London is located in the East end of London and offers programs in business, social sciences, natural sciences, arts, engineering and mathematical sciences. As an Emory student, you're prepared for the academic rigor of Queen Mary's courses.
- ◇ QMUL is the largest self-contained campus in inner London and has a highly diverse study body. The majority of first year and study abroad students live on campus, making it easy to settle in and meet new people. Classes are only a short walk from your flat too!



# Mile End Campus

## Educational/Research

ArtsOne	37
ArtsTwo	35
Arts Research Centre	39
Bancroft Building	31
Bancroft Road Teaching Rooms	10
Computer Science	6
Engineering Building	15
G.E. Fogg Building	13
G.O. Jones Building	25
Geography	26
Informatics Teaching Laboratories	5
Joseph Priestley Building	41
Library	32
Law	36
Lock-keeper's Cottage Graduate Centre	42
Mathematical Sciences	4
Occupational Health and Safety Directorate	12
The People's Palace/Great Hall	16
Queens' Building	19
Temporary Building	61

## Residential

Albert Stern Cottages	3
Albert Stern House	1
Beaumont Court	53
Chapman House	43
Chesney House	45
Creed Court	57
France House	55
Fellden House	46
Halton House	40
Ifor Evans Place	2
Lindop House	21
Lodge House	50
Lynden House	59
Maurice Court	58
Maynard House	44
Pooley House	60
Selincourt House	51
Varey House	49

## Facilities

Advice and Counselling Service	27
Housing Hub	48
Bookshop	22
Careers Centre	19
Clock Tower	20
CopyShop	56
The Curve	47
Disability and Dyslexia Service	31
Drapers' Bar and Kitchen	8
Canalside	63
Ground Café	33
The Hive	24
Infusion	9
IT Services	19
Mucci's	29
Occupational Health Service/ Student Health Service	28
Octagon	19a
Portering and Postal Services	17
Qmotion Health and Fitness Centre	7
Sports Hall	7
Santander Bank	62
Security	38/54
St Benet's Chaplaincy	23
Students' Union Hub	34
Student Enquiry Centre	19
Village Shop	52
Westfield Nursery	11

## Information

Visitors who require further information or assistance should please go to the main reception in the Queens' Building.

The smoking of cigarettes or tobacco products are **only** permitted at designated smoking areas / shelters indicated on this map.

Electronic cigarettes permitted on outside spaces **only**.

These premises are alarmed and monitored by CCTV; please call Security on +44 (0)20 7882 5000 for more information.

### Key

- Library/bookshop
- Fitness centre
- Bar
- Coffee place
- Eatery
- Staff car park
- Bicycle parking
- Bicycle lockers
- Cash machine
- Smoking area / shelter

New Graduate Centre construction site	18
Engineering Building construction site	64

No access between Geography Square and Bancroft Road before 8am and after 6.30pm Mon-Fri. Closed weekends.





# Financing Your Study Abroad Experience

During your time abroad, you will remain enrolled as a full-time Emory student and as such, you will continue to pay Emory tuition. The difference between cost of attendance at Emory and in London is the living costs. Below is the current CIPA Budget Sheet.

**Emory Tuition** (billed through Emory OPUS system): \$23,650

**Non-Academic Program Costs (housing):** \$3,700

\*This will vary depending on what dorm you apply to live in.

**Airfare:** \$1,300

**Visa:** \$0

\*Students planning to study abroad (and not work) in London for less than 6 months do not need to apply for a Visa.

**Books:** \$300

\*Many classes provide student handbooks which will limit how much money you spend on books.

**Personal Expenses:** \$2,000


**Local Transportation:** \$570

**Meals:** \$1,400

## Scholarships

Students are eligible to carry existing financial aid and scholarships on Emory– approved study abroad programs. Students may also be eligible to apply for the following scholarships:

- ◇ Gilman Scholarship
- ◇ Lord Acton Memorial Scholarship
- ◇ BUTEX North American Scholarship
- ◇ CIPA Travel Grant



# Academics at Queen Mary

Before choosing to study in London, it is important to familiarize yourself with the English academic system. A typical module (“class”) meets once or twice a week where a professor will first lecture before the class will break into smaller seminar sessions taught by PhD students. In addition to less facetime with professors and infrequent weekly assignments, students are expected to keep up with assigned weekly readings and delve into the suggested reading list for the course.

In addition to a unique class structure, the grading rubric in the UK is vastly different to what is used throughout the US. Aware of this, Emory will transfer grades as follows:

Queen Mary Mark	Emory Translated Letter Grade
70-100	A
66-69	A-
63-65	B+
60-62	B
55-59	B-
50-54	C+
45-49	C
42-44	C-
40-41	D
0-39	F

At Queen Mary you will enroll in 4 classes for a total of 16 credits. When choosing modules, I recommend being as flexible and adventurous as your schedule permits. In addition to taking two history courses for my major, I enrolled in an architecture class and a film class. I’d definitely recommend taking a course that teaches you something about the history or culture of London.

## Things to note when choosing classes:

- ◇ You may only enroll in courses that allow “associate students”
- ◇ There are 4 levels of classes– 3,4,5,6 that you may select from. As one would presume, level 3 and 4 are more entry level and level 6 are the most advanced undergraduate modules.
- ◇ Your grades will be recorded on your Emory transcript and will factor into your GPA!

# Living Accommodations

QMUL houses approximately 2,000 students on its Mile End campus. Students are placed in co-ed self catering residences. The majority of students that choose to live on campus are either first year students and study abroad students.

For the list of accommodations available to study abroad students visit their website at:

<http://www.residences.qmul.ac.uk/college/qmaccommodation/mileendug/index.html>

\*Note: Housing fees vary by dormitory.

## Residences typically include:

- ◇ Twin size bed, closet, desk and chair, storage space and bookshelves
- ◇ Personal refrigerator
- ◇ Wifi
- ◇ Central heating
- ◇ Communal kitchens with refrigerators/freezers, oven, microwave, cupboards and dining areas
- ◇ Cleaning of communal areas (Mon-Fri)
- ◇ Laundry machines in, or near, all residence halls

## What's not included:

- ◇ Bedding and Towels
- ◇ Pots and pans, cooking utensils, and cutlery



A typical bedroom and bathroom at Pooley House.

# Getting There:

## Tips on packing and airport transportation

### What to pack?

Before you begin to throw your entire wardrobe into your suitcase, remember that you will have to be able to carry everything you bring. That being said, try not to over pack (too much)!

Essential items:

- ◇ Adapters and converters: Keep in mind that the outlets in England are different to those in Europe.
- ◇ Comfortable walking shoes
- ◇ Raincoat and/or umbrella
- ◇ Medicine: Bring any medicine you can't live without when you get sick (ex. Dayquil, Benadryl...)
- ◇ Small travel bag (preferably with wheels): If you plan to travel, make sure you're bag adheres to the size allowance requested by the budget airlines.


### Things to purchase once you arrive in London:

- ◇ School Supplies
- ◇ Bedding/Towels
- ◇ Hot tools: I'd suggest leaving your straightener at home and purchasing one once you arrive. The standard voltage in the UK is much stronger than the US so there's a good chance you'll blow a fuse.

**\*\*Note:** The Westfield Mall is only one tube stop away from Mile End! (Stratford)

### Transportation from the Airport to Queen Mary:

1. On move in day, Queen Mary will provide bus shuttles from Heathrow International Airport to the Mile End campus. Look out for an email from Queen Mary with more information!
2. Heathrow Express: Take the Heathrow Express to Paddington Station and transfer to the London underground.
3. Cab service: Be mindful that London cabs can be quite expensive!





# FOOD

## Meals (on campus):

QMUL's main dining facility is called The Curve. Like the dining services at Emory, students at Queen Mary have the option of purchasing meal vouchers (a meal plan) or paying for meals individually.

While some students choose to purchase a meal plan, I would suggest not doing so. Some of my fondest memories were cooking with flat mates or grabbing a meal with friends in the city. You have so much more flexibility when you are not restricted to a meal plan.

For more information about prices and to see their menu visit their website at: <http://www.curve.qmul.ac.uk/>

In addition to the Curve, there are a number of other dining cafés and convenient stores scattered around campus. These include Drapers Bar, Infusion, Ground Café, The Village Shop, Mucci's and World Marché.

## Grocery Shopping:

There are several places to grocery shop around QMUL's campus. The supermarkets closest to Queen Mary are relatively small, however, the larger branches are just a short bus ride or tube stop away.

These include: Sainsbury, Co-Op, Tesco, Lidl and Marks and Spencer.

## Eating in London:

As a large, international city there are endless amounts of places to eat. Venture out and explore!

Eating out is also a great way to explore the many neighborhoods in London. Take advantage of all the food blogs and travel websites to find some interesting places to eat (<http://www.timeout.com/london/area-guides>)

Note: Eating out in London doesn't have to be expensive!

- <http://www.londoncheapeats.com/>
- <http://www.timeout.com/london/food-drink/londons-best-cheap-eats>
- [http://www.buzzfeed.com/ailbhemaalone/eat-in-london-for-under-ps10?utm\\_term=.pe43rqWEm](http://www.buzzfeed.com/ailbhemaalone/eat-in-london-for-under-ps10?utm_term=.pe43rqWEm)

Be sure to try some of London's most traditional dishes including Fish & Chips, a full English Breakfast, Afternoon tea, Pie and Mash and a Sunday Roast!



# Miscellaneous

## Gym Access:

In order to use the gym facilities at Queen Mary, you must purchase a gym membership. There are three types of memberships: Peak, Off-Peak and Super Off-Peak. For more information about the facility and student prices, visit their website at: <http://www.qmsu.org/qmotion/membership/students/>



## Emory Outings:

Anneka Reid organizes several outings each semester for Emory students studying abroad in England. I strongly recommend attending as many of these events as you can. You will see some interesting sights that you probably wouldn't have thought to do on your own. Plus, they're free!

Some of the excursions during my semester abroad included Hampton Court Palace, Stratford-upon-Avon, a football match (QPR vs. Aston Villa) , Thanksgiving dinner, Pantomime: Mother Goose, and Kew Gardens.



## FOR FALL STUDENTS ONLY: Fresher's Week

Fresher's week is filled with tons of activities for students to get acquainted with the city, the school and fellow classmates. I'd recommend attending as many of these events as you can. They're fun and provide a great way to meet new people!

# Top Ten Things to Do While Studying in London

## 1. Grab a Bite at the Historic Borough Market

If you're a foodie like me, Borough Market is a must! With over 100 food stands, you'll be overwhelmed trying to decide what to eat!

## 2. Visit the Many Museums in London

You don't have to be an admirer of art to appreciate the impressive collections in many of London's most well known museums. As a history buff, my favorites included the Imperial War Museum and The Churchill War Rooms. However, Tate Modern, the British Museum and the National Gallery were fantastic too! Note: The majority of museums in London are free!



## 3. Attend a Debate at Parliament

Queue up to watch parliament while it's in session. While it might be difficult to follow the debate, the theatrics make it all worth it. In addition to getting to see the parliamentary procedure, I met some really interesting lobbyists.

For more information and visiting hours visit: <http://www.parliament.uk/visiting/visiting-and-tours/watch-committees-and-debates/>

## 4. Stroll Through London's Picturesque Parks

London has no shortage of green space. Not only do these parks provide an escape from the city, there are many special events to attend throughout the year. If you're in London during the winter, make sure to stop by Hyde Park for Winter Wonderland! For other events, check out the parks' websites and TimeOut magazine.

## 5. Roam around Brick Lane and Shoreditch

This area has so much personality and endless things to do. Enjoy the street art, eat some Indian food on Brick Lane, and shop in the many quirky boutiques. Plus, this area is home to two personal favorites, the Cereal Killer Café and Baigel Bake!





## 6. Root on Your Favorite Football Team

This is an experience! Get tickets to watch some of the best football (soccer) in Europe surrounded by some of the most enthusiastic fans in the world.

## 7. Catch a Show in the West End


The London theatre has every show you could want to see... and more! Be sure to take advantage of student discounts!

## 8. Markets Galore

Camden Lock Market, Covent Garden, Greenwich Market, Old Spitalfields Market, Portobello Road Market, Southbank Centre Market, Brick Lane Market.... Scattered throughout London, each of these markets has its own unique feel.

## 9. Be a Tourist

Embrace your inner-tourist! There are several incredible and historic attractions/ monuments to see. In addition to the “major” tourist sites, I’d suggest climbing The Monument (commemorating the Great Fire of London) and visiting St. Dunstan in the East. Unknown to many, this bombed out church has been converted into a beautiful garden.



## 10. Harrods

Even if you're just window-shopping, spend some time walking around this famous shopping establishment.





# Traveling Outside of London

Traveling outside of London is a very popular activity for students to take advantage of on weekends and during their Reading Week/Spring Break. While studying in London, I traveled to several places in both Western and Eastern Europe.

Here are some of the tips/reminders I wish people had shared before I left:

1. Bring a small bag for these weekend getaways... preferably with wheels! I'd recommend reviewing the baggage guidelines for each of the low cost carriers (EasyJet, Ryanair...)
2. Consider how you will get to the airport before you book a flight. Some airports in London are a little more challenging to get to than others. If you plan to leave before public transportation opens, you may get stuck taking a very expensive cab ride.
3. Use Airbnb. This is a great alternative to hotels and hostels.
4. Research the city you are traveling to before you get there. Determine some of the things you don't want to miss. It's also a good idea to educate yourself on some of the customs of the city, as well as how public transportation operates.
5. Bring a copy of your visa and passport with you. Also be mindful that every time you leave England, you will be expected to show documentation (i.e. acceptance letter) in order to reenter the country.
6. Get currency at a local ATM. Do not exchange cash at airports or Travelex counters.
7. Always be sure to secure all of your valuables. If a safe is available, use it! If you're staying somewhere that provides a locker, be sure to bring a lock.
8. Always inquire if there is a student discount. You'll be surprised how much money you can save.
9. Be a smart traveler. Know what's going on in the country you are traveling. This includes social and cultural customs, as well as any relevant political news. It's always good to be informed!
10. Lastly, though I highly recommend traveling outside of the UK, don't forget to spend time in London. After all, you did choose to study abroad there!

